

Calaveras Unified School District

# Growing Together **Preschool**

Growing in one direction since 2006

April 30, 2018



© 2003, Mike Twohy. Dist. By The Washington Post Writers Group

M2Ecomics@aol.com



Miss Logan,  
how come nap time  
is before snacks  
today?

4-27

Mr. Wokey

# Preschool Sites

Part Day Program of 3 hours 45 minutes

- West Point
- San Andreas

- Jenny Lind
- Valley Springs



# Staffing Configurations

- Our student/teacher ratio is 1:8
- All preschool staff possess a Child Development Permit issued by the CA Commission of Teacher Credentialing
- All sites have a site supervisor/teacher
- Associate teachers and assistant teachers on site as well depending upon enrollment
- We follow both Title 5 Ed Code and Title 22 Health and Safety regulations

# Current Student Enrollment

4-30-18

- Valley Springs – 17
- Jenny Lind – 18
- San Andreas – 17
- West Point – 10



# Program Type Availability

- **CSPP- CA State Preschool Program:** Funds from the CA Department of Education Early Education Support Division
- **Fee Based:** parent pay

Site	Enrollment	CSPP	Fee Based
Valley Springs	17	11	6
Jenny Lind	18	12	6
San Andreas	17	15	2
West Point	10	9	1
<b>TOTAL:</b>	<b>62</b>	<b>47</b>	<b>15</b>



# State Preschool Contract Revenue

- 2017-2018 State Preschool Contract \$ 243,329  
47 slots x Daily Rate x 180 days
- State Reimbursement Rate for part-day attendance \$ 28.32



# Fee Based Revenue

- 2017-2018 part day rate per day is \$ 28.00
- Minimum of 3 day a week enrollment requirement





# Program Revenue & Expenditures

		2013/14	2014/15	2015/16	2016/17	2017/18
		Actuals	Actuals	Actuals	Actuals	2nd Interim
<b>Revenue</b>						
	State PS	189,173	213,274	150,830	135,687	162,836
	Parent Fees	118,784	96,098	32,077	55,516	37,716
	<b>Total Revenue</b>	<b>\$307,957</b>	<b>\$309,372</b>	<b>\$182,907</b>	<b>\$191,203</b>	<b>\$200,552</b>
<b>Expenditures</b>						
	Certificated	29,769	-	-	-	-
	Classified	288,229	216,317	93,927	123,061	124,799
	Benefits	127,120	107,312	51,636	73,870	78,531
	Supplies	3,005	2,582	761	685	1,434
	Services	41,237	26,810	36,240	29,172	37,558
	Indirect	25,887	15,283	343	-	-
	<b>Total Expenditures</b>	<b>\$515,248</b>	<b>\$368,304</b>	<b>\$182,907</b>	<b>\$226,788</b>	<b>\$242,321</b>
	<b>GF Contribution</b>	<b>\$207,291</b>	<b>\$58,932</b>	<b>\$0</b>	<b>\$35,586</b>	<b>\$41,769</b>



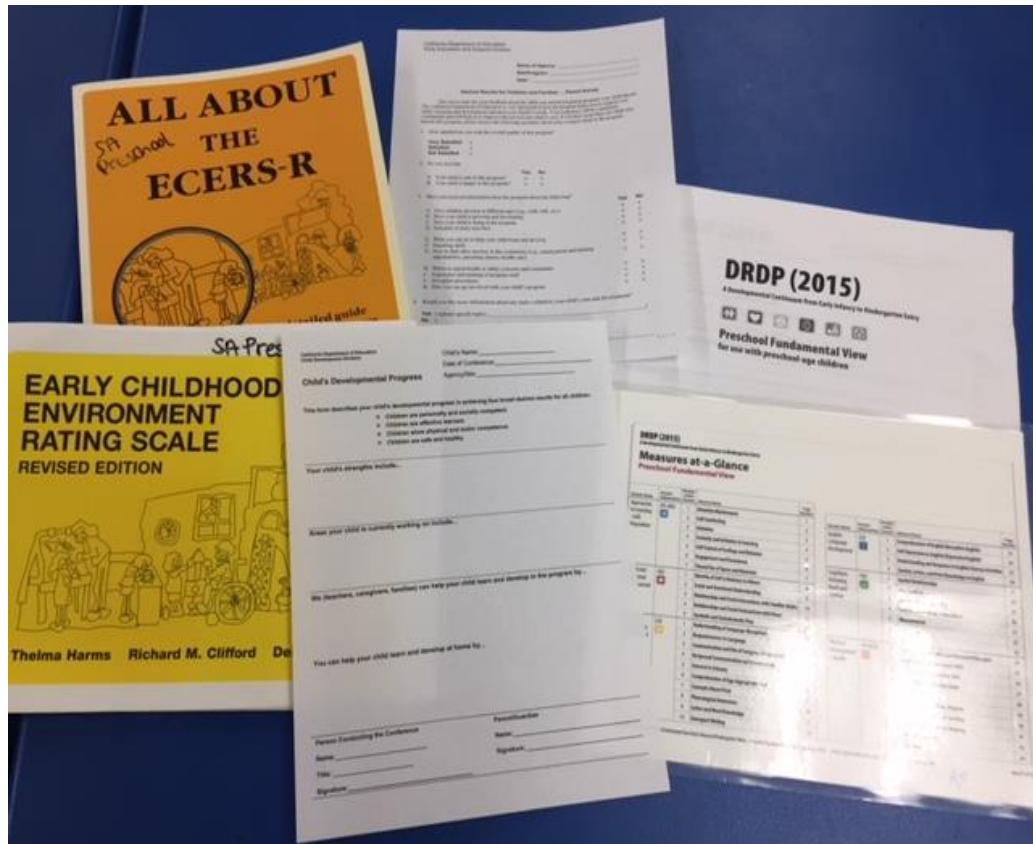
# The Preschool Day

Free Choice, Circle Time, Snack, Table Time/Teacher Directed Activities, Outdoor Play, Small Group time

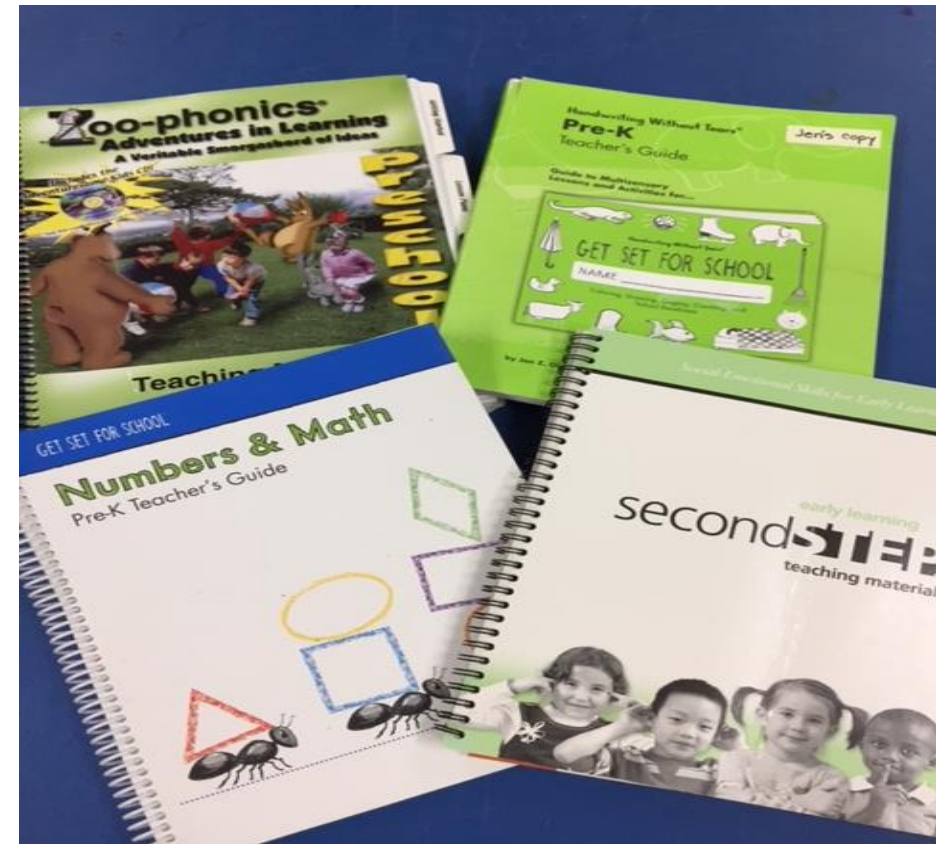


# Preschool is Purposeful

## Data Driven Practices



## Age Appropriate Curriculum




# Skill Building

Social/Emotional Development, Math Concepts, Literacy skills, Gross/Fine Motor, Cognitive, Personal hygiene



# Enrichment Experiences

Preschool GLAD Units, Garden Lessons, Mr. Roberson Music, Project SAFE Lessons, Smile Keepers, Farmers Market, CHS Interns, CCOE Transition Program Young Adults



# Preschool is Purposeful

- Quality early education promotes school readiness and success
- A critical form of early intervention
- 1<sup>st</sup> Introduction to the school setting with teachers and other children
- Provides consistency, students learn to make choices and how to be independent





Thank you

